



Healthcare Association
of Hawaii

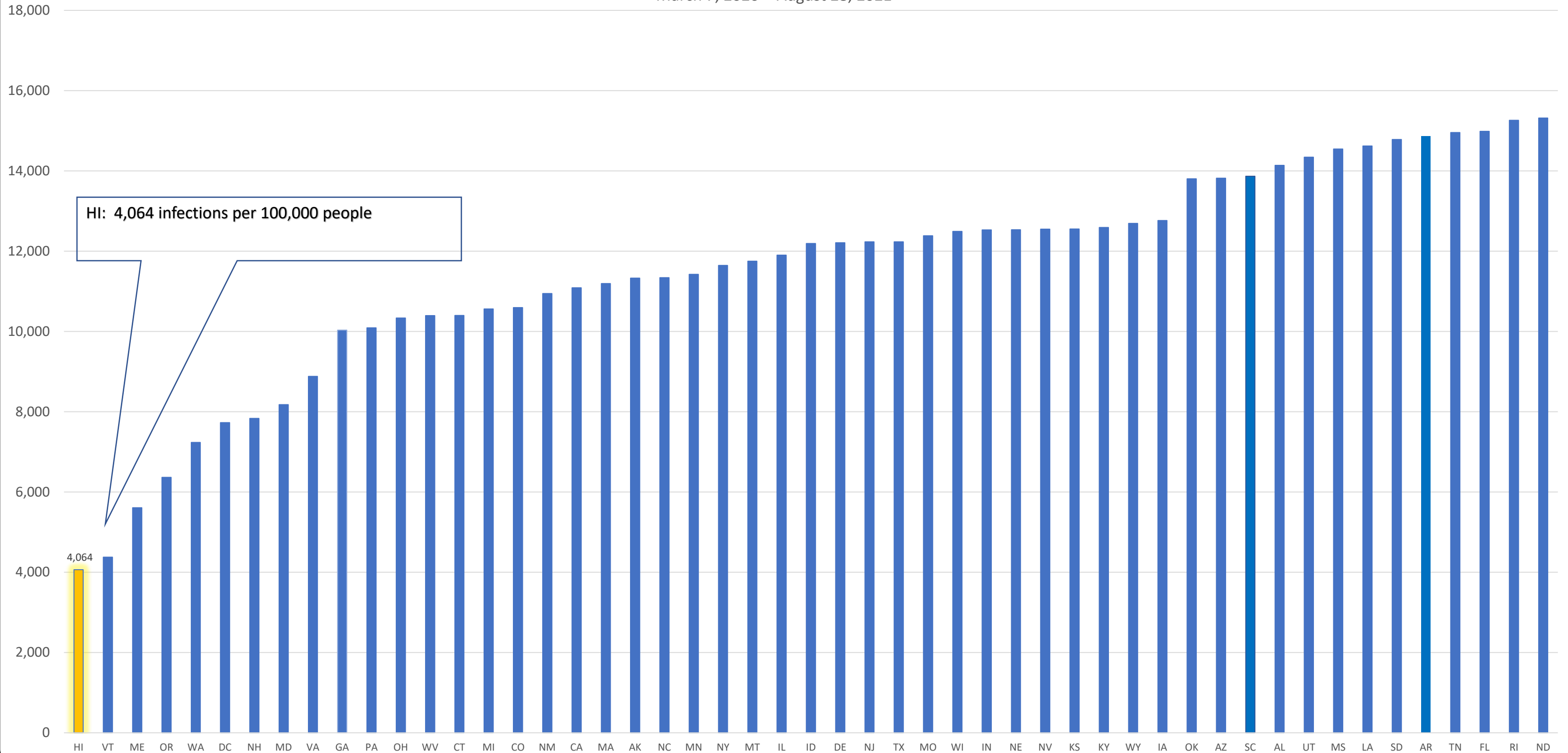
Senate Informational Briefing

September 3, 2021

10:00 am

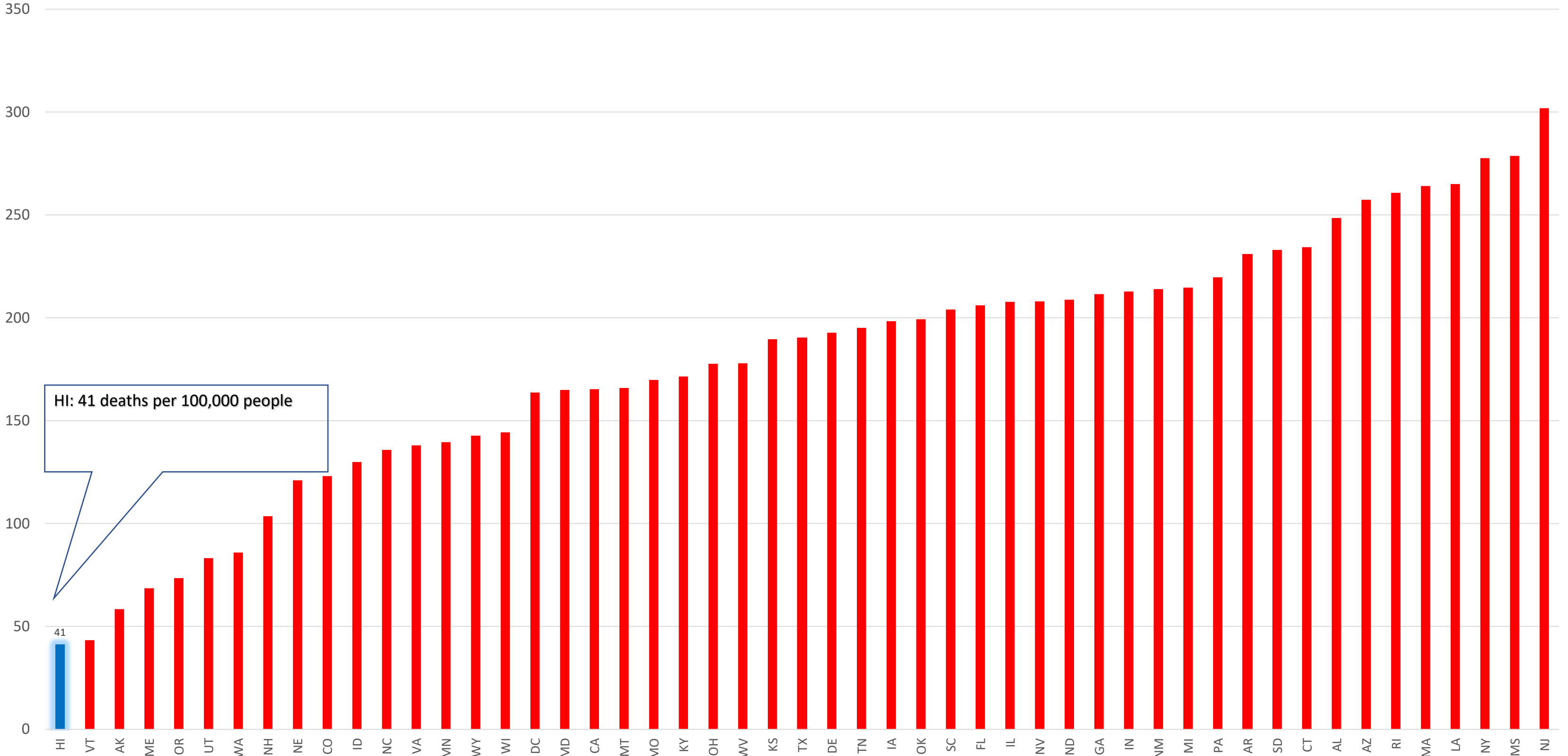
Total Rate of Confirmed Infections by State per 100,000

March 7, 2020 - August 28, 2021



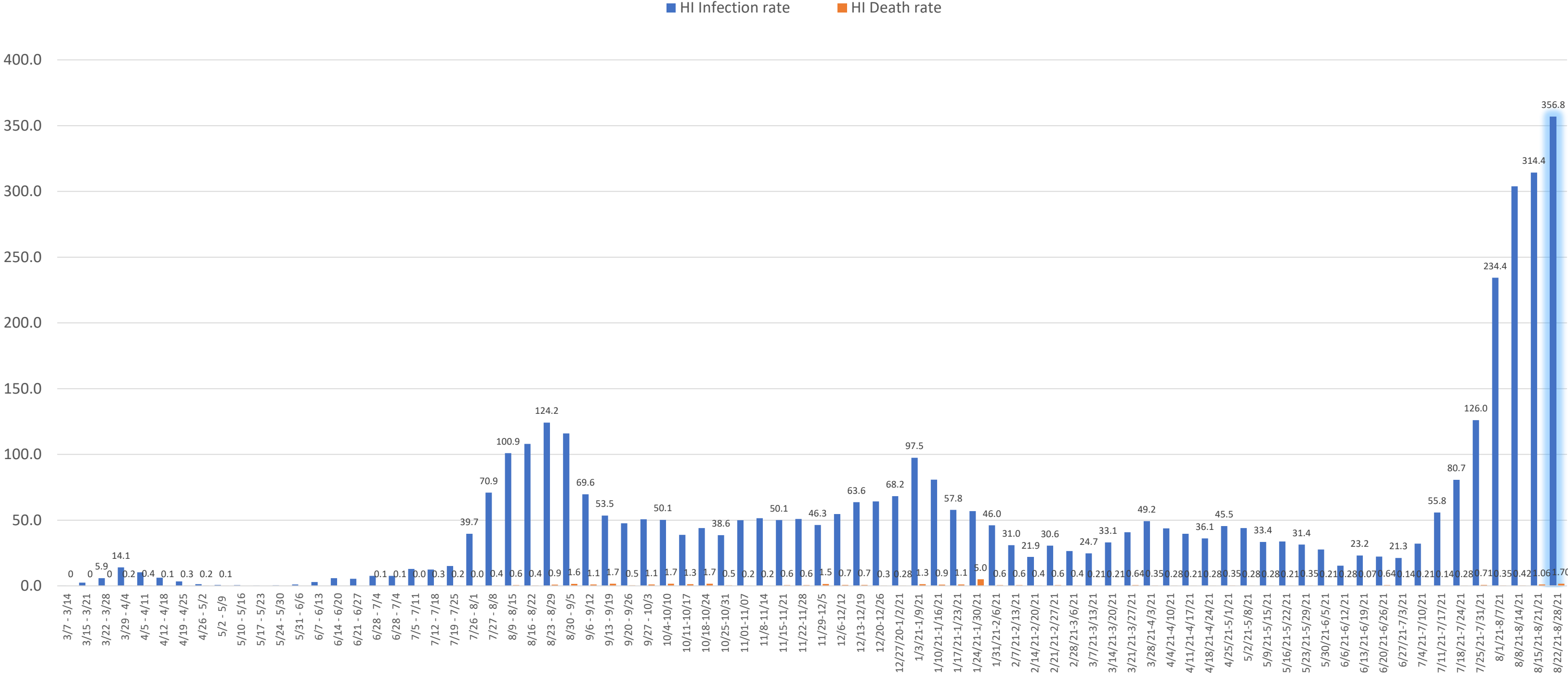
Total State Death Rate per 100,000

March 7, 2020 - August 28, 2021



Rate of Confirmed COVID-19 Infections and Deaths per 100,000 in Hawaii

March 7, 2020 – August 28, 2021

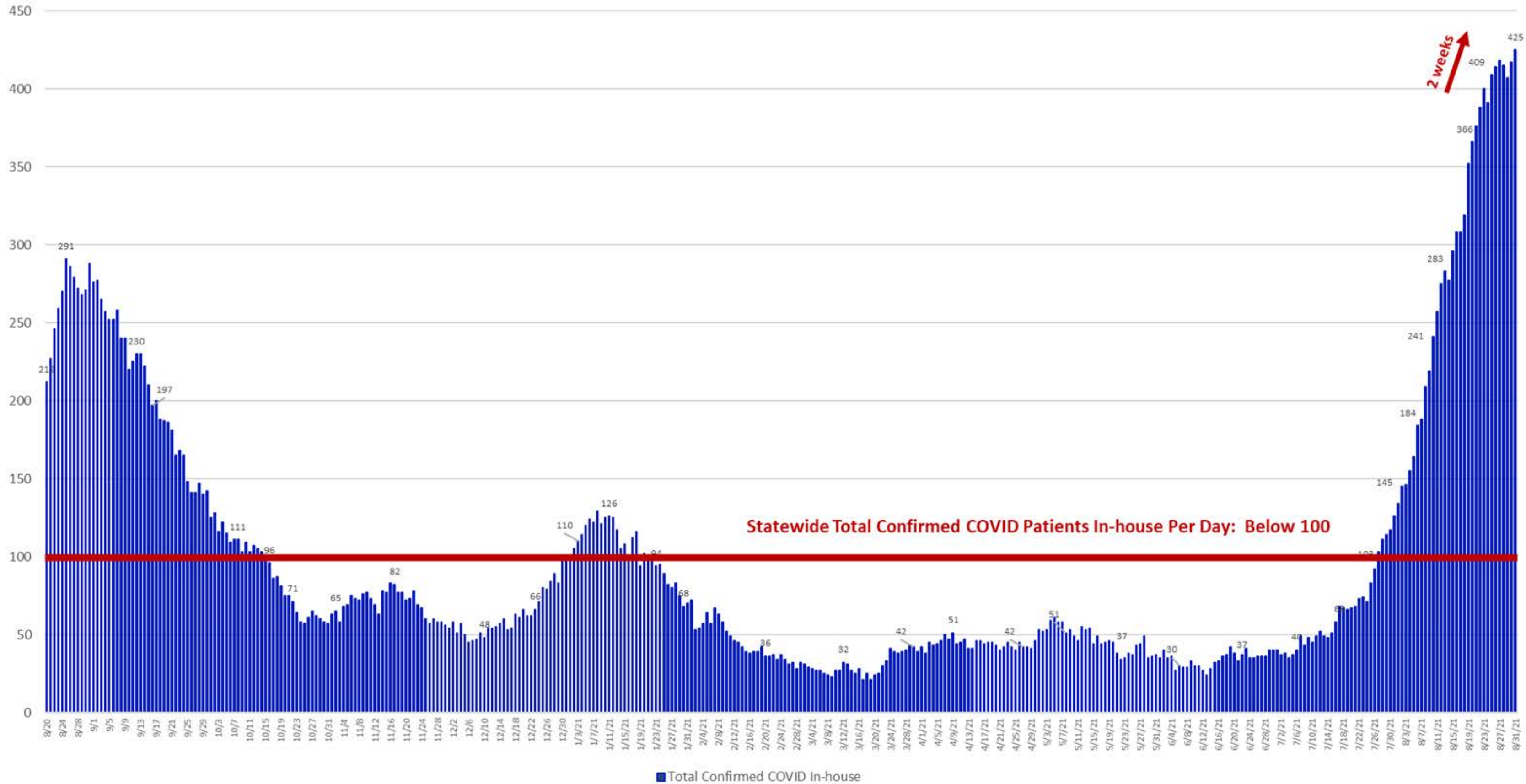


Data source through 2/27/21: <https://covidtracking.com/data>

Data source effective 2/28/21: <https://data.cdc.gov>

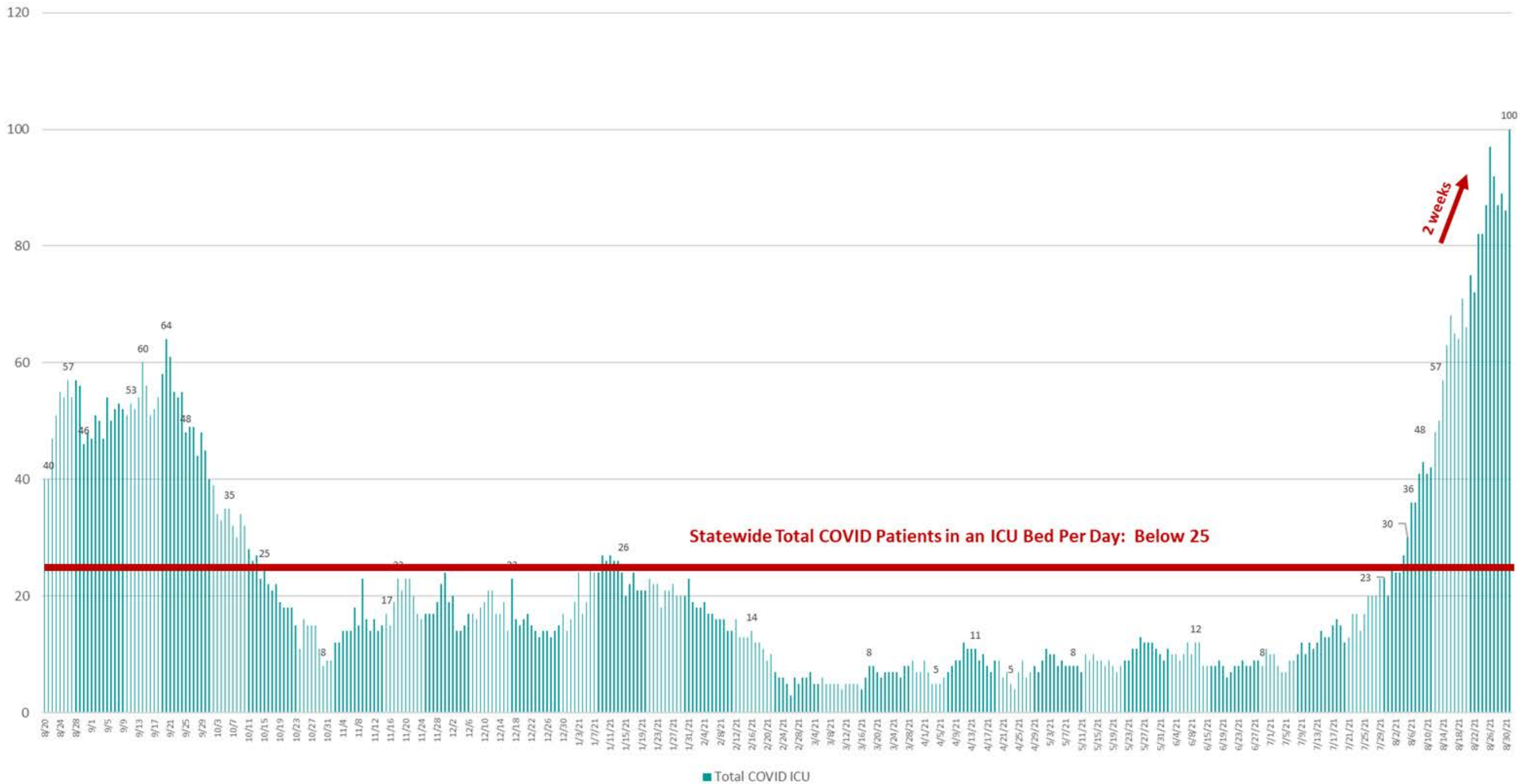
STATE OF HAWAII

Total Confirmed COVID Patients In-house Per Day



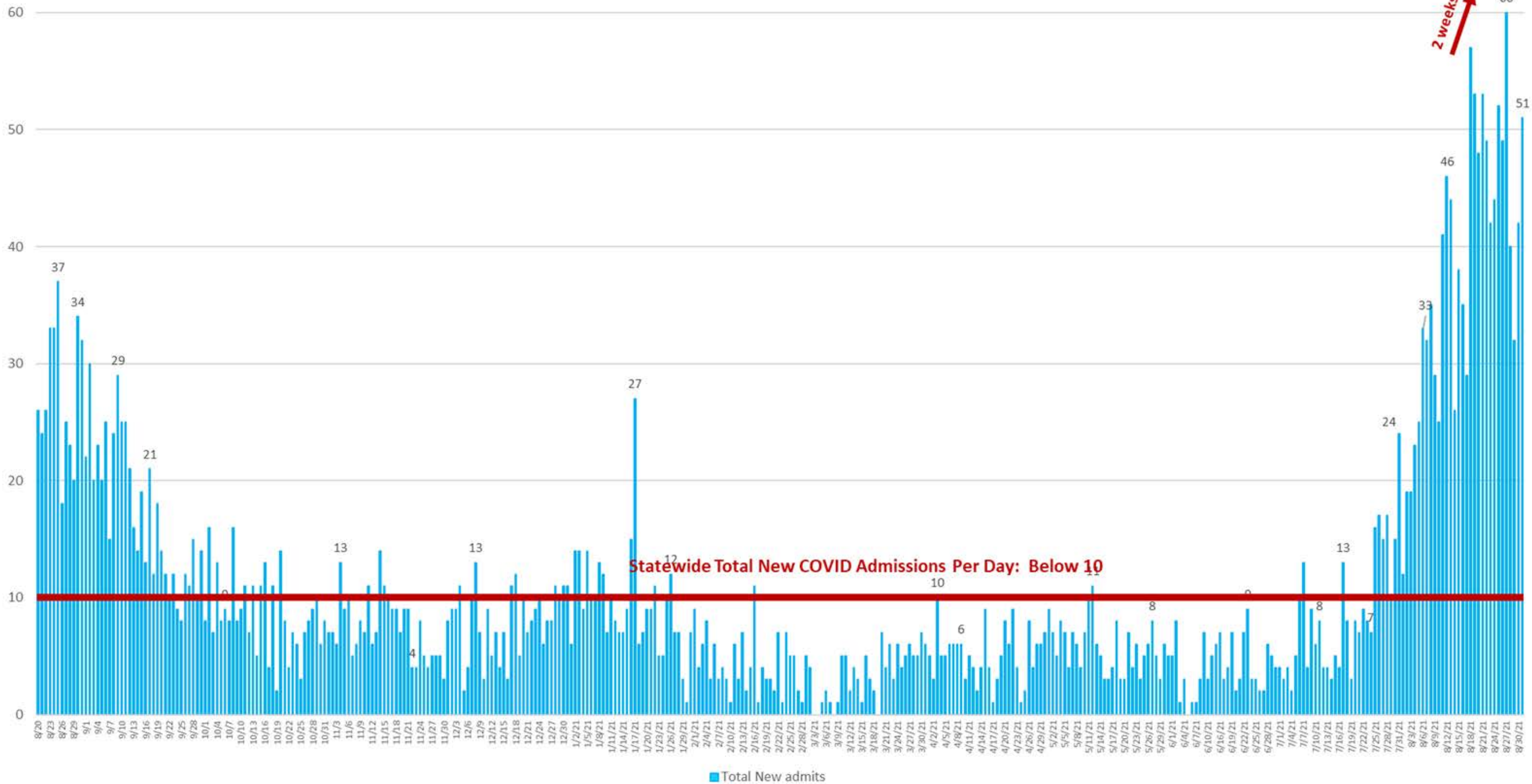
STATE OF HAWAII

Total COVID Patients in an ICU Bed Per Day



STATE OF HAWAII

Total New COVID Admissions Per Day



FEMA Support for Hospital Staffing

- Collaboration with DOH, HI-EMA and FEMA
- 46 personnel started on Island of Hawaii August 16
- Additional 201 started August 23
- Additional 191 started August 30
- Approximately 200 scheduled to start September 6
- Final deployment September 13
- Total approximately 650, RNs, RTs and other technicians
- Each wave on island for 8 weeks
- Vitally needed - Demonstrates fragility of Hawaii's healthcare workforce
- Evaluating need to extend deployment

Need for Post-Acute Care Staffing

- Shortage of post-acute care staffing (LTC, ALF, Home Health and Hospice)
- Capacity in LTC facilities (space, beds, supplies and equipment)
- Would decompress hospitals (wait listed patients)
- Proposal for 8 week deployment

| Oahu | | Number of Personnel | Labor | Air Travel | Hotel and Ground Transportation | Total |
|----------------------|------------------------------|---------------------|--------------------|------------------|---------------------------------|---------------------|
| | RN | 35 | \$1,792,000 | \$35,840 | \$412,160 | \$2,240,000 |
| | CNA/LPN | 70 | \$1,904,000 | \$38,080 | \$437,920 | \$2,380,000 |
| | Sub-Total | 105 | \$3,696,000 | \$73,920 | \$850,080 | \$4,620,000 |
| Kauai County | | 5 | | | | |
| | RN | 8 | \$409,600 | \$8,192 | \$94,208 | \$512,000 |
| | CNA/LPN | 15 | \$408,000 | \$8,160 | \$93,840 | \$510,000 |
| | Sub-Total | 23 | \$817,600 | \$16,352 | \$188,048 | \$1,022,000 |
| Maui County | | | | | | |
| | RN | 17 | \$870,400 | \$17,408 | \$200,192 | \$1,088,000 |
| | CNA/LPN | 34 | \$924,800 | \$18,496 | \$212,704 | \$1,156,000 |
| | Sub-Total | 51 | \$1,795,200 | \$35,904 | \$412,896 | \$2,244,000 |
| Hawaii County | | | | | | |
| | RN | 20 | \$1,024,000 | \$20,480 | \$235,520 | \$1,280,000 |
| | CNA/LPN | 43 | \$1,169,600 | \$23,392 | \$269,008 | \$1,462,000 |
| | Sub-Total | 63 | \$2,193,600 | \$43,872 | \$504,528 | \$2,742,000 |
| | Post-Acute Care Total | 242 | \$8,502,400 | \$170,048 | \$1,955,552 | \$10,628,000 |

FEMA Support for Subcutaneous Monoclonal Antibody Treatment

- Request made to FEMA from DOH requesting 6 teams to support MOAB at various facilities
 - 5 on a team (1 MD/APRN, 1 coordinator, 3 to administer (e.g., LPN, RN, paramedic))
 - More than 5 total individuals to each site for 7 days a week, 10 hour a day care
- Projected sites: QMC West, HPH, Maui Memorial, Hilo, Kaiser Oahu, WCCHC
 - Does not have to be on hospital campus but must be run by/in partnership with hospital
 - Maximum use of teams for administering the treatments
- Order must be made with HHS for estimated 10-day supply

Liquid Oxygen (LOX) Supply in Hawaii

- Multi department and agency collaboration
- CMO review of oxygen conservation strategies
 - Collaboration with CMOs and CNOs
 - Collaboration with UH School of Engineering
- Awareness within physician community re potential shortfall
 - Conservation measures implemented statewide
- Search for additional ISOs for lease or purchase
 - 5 in interisland rotation
 - 4 in mainland rotation (with one to be added)
- Search for oxygen generators for purchase
 - 3 federally funded
 - Three hospital funded
- Expedited transport of empty ISOs to mainland
- Expedited transport of full ISOs to Hawaii
 - By sea



www.hah.org